




PORTLAND PUBLIC SCHOOLS – FACILITY ADA ASSESSMENT

Jefferson High School
August 31, 2009

Site Accessibility

Parking, West	2 ADA spaces currently located in west lot. Add additional 2 spaces. Remove portion of fencing along access aisle to provide access to Kerby dedication.	
Parking, East	2 ADA spaces in east lot by athletic fields. Add signs and provide signage and 50' of striping with detectable warning.	
Entry Accessible Path	Entry at West – from parking 13' ramp down to entry on outside, handrails need to be added. (2x3'-0" doors with pull handle one door power-operated opener) signage on building – H/C symbols on power operated door.	
Entry, Main Front	Main entrance facing track has 12 stairs between first floor and side walk. Ramped or lift access impractical.	


Accessible Route & Features

Interior Ramp	Slight ramp down inside west H/C entry with single handrail both sides. Top of ramp begins at door (no landing). Handrails do not extend past bottom of ramp. Ramp needs to be reconfigured to meet ADA guidelines. This ramp is part of the primary accessible route.	
Interior Ramp	Slight ramp down inside east entry with single handrail both sides. Top of ramp begins at door (no landing). Ramp is useable, but needs to be reconfigured to meet ADA guidelines, though this is not part of the primary accessible route.	
Interior Ramp	Ramp down to cafeteria. Ramp has a 9.7% slope, 42" landing at bottom, and discontinuous handrails on one side. Ramp is useable, but needs to be reconfigured to meet ADA guidelines. This ramp is part of the primary accessible route.	
Interior Ramp	Ramp down to dance studios / old locker rooms, 4.2% slope, no rails – add meets	



	ADA guidelines.	
Interior Ramp	Basement, 2 ramps in corridor between library and TV studio workrooms, 7% and 7.3% slope, no rails. Add rails, both sides, to both ramps.	
Interior Ramp	First floor, 2 ramps in corridor between old gym and TV studios, 5% and 3.3% slope, no rails, meets ADA guidelines.	
Interior Ramp	First Floor auditorium east of stage. 2 ramps. 1 st ramp has 16.1% slope with no rail or landing, other has 8.7% slope with no rail and 30" landing. There is not enough room to reconfigure ramp to meet ADA guidelines.	
Elevator(s)	Elevator serves all four floors.	
Lift	There is a lift providing access to main levels of TV studios.	
Lift	Provide lift into dance studio at base of ramp. 2 nd studio can be accessed through first. Alternately, dance studio exists on first floor. Adding proper locker room spaces to this room may alleviate the need for lift.	
Elevator	South end of auditorium is inaccessible on two levels, stage and band room, and choral room. Band and Choral room could be relocated to another accessible part of the building, and a lift could be added to stage. Otherwise, exterior elevator and enclosure will need to be added to west side of auditorium.	
Elevator	Add 2 stop elevator to 1964 gym to provide access to locker rooms below. Locate elevator in storage room south of entry foyer. Corridor will need to be added to allow access into girl's locker room.	
Lift	If lower level of gym becomes accessible, add lift into weight room from main n-s corridor.	
Classroom doors	Provide lever hardware on doors, prioritized as requested by students and staff, especially in specialized industrial arts classroom where class function is difficult to relocate. Lower pencil sharpeners to 48" high. Provide extension pulls for overhead projector screens to 48" high as requested by staff.	




Stair Handrails, Interior	No stairs have accessible handrails. Add 4 levels of handrail to at least one stair, ideally main staircase next to elevator.	
Stair Handrails, Exterior	Main entrance does not have handrails, inside or outside. One set of handrails to be provided.	
Library CADD room	Provide lever handle at doors.	
Serving Line	Provide lever handle at doors. (2)	
School of Pride Office	Provide lever handle at doors.	
College Career Office	Provide lever handle at doors.	
Health Services	Provide lever handle at doors.	
Basement Boy's Bathroom	Replace door with 36" door and lever handle.	
2 nd level girl's bathroom	Provide lever handle at doors.	
Old Gym Doors	Provide lever handle at doors.	
Auditorium	(2) 2'-6", Replace 1 pair of 2x2'-6" doors with new 3'-0" door with fixed 2'-0" leaf. Provide lever handle hardware at the door.	
TV Studio seating areas	Not accessible.	
Areas above back stage – choral room – third floor	Not accessible. Relocate room or add elevator described above.	

Plumbing Elements

Student Restroom Basement	Girls at west end of main N-S corridor, Boys at east end. Increase door size into boys restroom.	
Student Restroom 1 st level	Girls and Boys at central NS corridor.	
Student Restroom 2 nd level	Girls and Boys at central NS corridor. Add insulation under sink in boys.	




Student Restroom 3rd level	Girls and Boys at central NS corridor. Add insulation under sink in boys.	
Staff Restrooms – Basement	Unisex at west end of main corr. (+ life skills) and unisex near cafeteria entrance.	
Staff Restrooms – 1 st level	Men’s and Women’s at central n-s corridor.	
Staff Restrooms – 2 nd level	Men’s and Women’s at central n-s corridor.	
Staff Restrooms – 3 rd level	Unisex at west end of main n-s corridor.	
Drinking Fountains cafeteria	2 located in cafeteria	
Drinking Fountains – basement	West end of main e-w corr.	
Drinking Fountains 1 st level	West end of main e-w corr.	
Drinking Fountains 2nd level	West end of main e-w corr.	
Drinking Fountains 3rd level	West end of main e-w corr.	
Gym	Add drinking fountain.	
Dance Studios	Add drinking fountain.	
Locker room under old gym	Provide at least one accessible toilet stall, sink, shower and drinking fountain for gym boys and girls locker rooms. (mirror has been lowered)	
New locker room (basement)	Provide at least one accessible toilet stall, sink, mirror, shower and drinking fountain for gym boys and girls locker rooms.	
Classrooms	Provide a sink at 34” with accessible controls where sinks are provided (approximately 10 sinks at home economics, art and science classrooms.) Provide an accessible sink in at least one of each type of specialized classroom.	
Office/Faculty	Provide an accessible sink.	



Communication Elements

Auditorium, and Balcony	Provide assisted listening devices.	
Studio A	Provide assisted listening devices.	
Studio B	Provide assisted listening devices.	
Cafeteria	Provide assisted listening devices.	
Band	Provide assisted listening devices.	
Choral	Provide assisted listening devices.	
gym	Provide assisted listening devices.	
Signage	Provide accessible signage at new accessible restrooms and common spaces. If signage is provided at classrooms, provide accessible signage.	

Special Spaces, Built-in Elements & Recreational Facilities

Auditorium	Level floor has been added to rear of auditorium, and seats have been removed at front to provide space for approx. 13 seats. This meets the seating requirement. (Companion seating needs to be made available.)	
Ticket Counter outside of Auditorium	Lower to 34".	
Restrooms – stadium area	Provide Unisex ADA restroom.	
Gym	Provide accessible seating adjacent to or on folding bleachers.	
Gym	Provide an accessible bench with back support at boys and girls locker room.	
Sports Fields	Add ADA seating areas with back support benches. Will require 30" ramp up to first level of seating.	
Weight Room	Provide accessible clearance at each type of exercise equipment provided.	

